

TagTips



DairyTrace updates for all things traceability

Welcome to DairyTrace TagTips - quick tips, helpful hints and FAQs to help you understand the most efficient ways to use your traceability tools.

DairyTrace Your One-Stop-Shop

DairyTrace is your one-stop-shop for event reporting and now also for tag ordering!

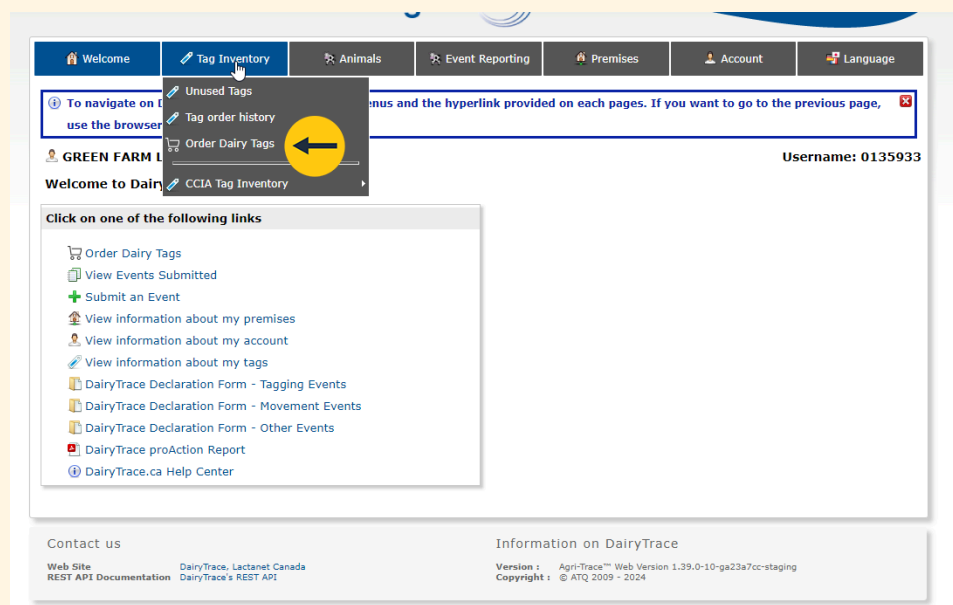
DairyTrace users can now conveniently order tags through the portal. If you're already using the DairyTrace portal to report events, this makes ordering tags even easier. Once you're set up, you'll be able to conveniently report events and order tags in one place.

Note: This feature is not currently available through the DairyTrace mobile app.

To ensure the appropriate authorization for tag ordering, you will first need to contact [DairyTrace Customer Services](#) to get set up! 1-866-55-TRACE OR 1-866-558-7223.

Here's how easy it is once you're set up:

1. Once you're logged into the portal, click the **Order Dairy Tags** button or use the dropdown menu in the Tag Inventory tab.



2. Then, click **Create New Order**

Order History			
Order number	Order date	State	Username
No entry available			

3. You can then select to view All products, Dual Tag Sets, Accessories, Single Button Tags, or Tag Re-Issues.

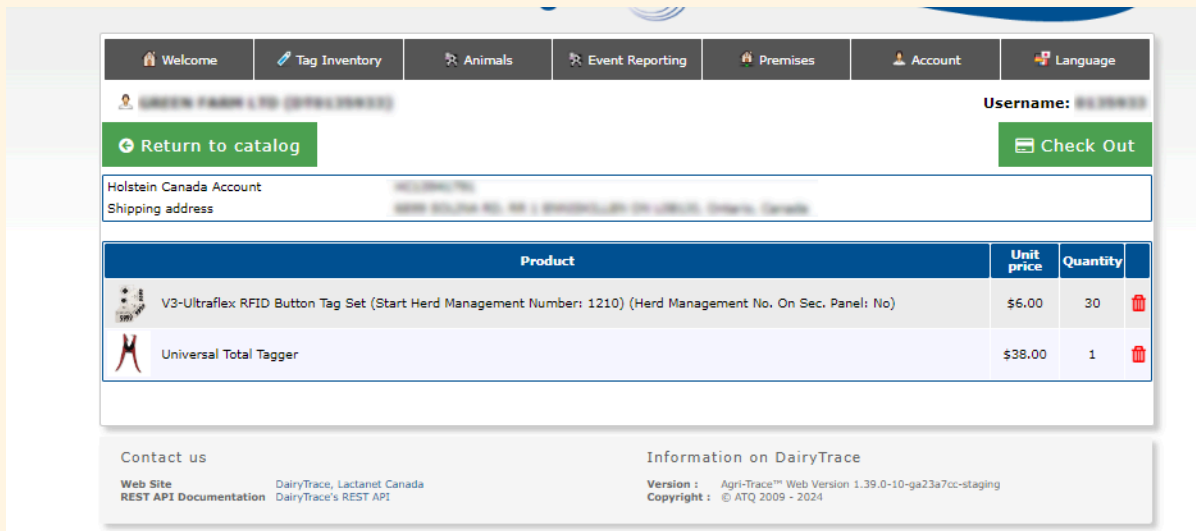
The screenshot shows a product catalog with a navigation bar at the top. The navigation bar includes a shopping cart icon with 'CART 0' and a yellow arrow pointing to the 'All 14' category. Below the navigation bar, there are five category buttons: 'All 14', 'Dual Tag Sets 6', 'Accessories 7', 'Single Button Tags 1', and 'Tag Re-Issues'. The main content area displays eight product cards in a 2x4 grid. Each card features an image of the product, a title, a price, and an 'ADD TO CART' button. The products are: 1. V3-Ultraflex RFID Button Tag Set (\$6.00), 2. V3-Ultraflex RFID XL Panel Tag Set (\$7.50), 3. V3-Ultraflex RFID Button with XL Panel Tag Set (\$6.00), 4. V3-Ultraflex RFID Button Tag Set with TSU (\$8.00), 5. V3-Ultraflex RFID XL Panel Tag Set with TSU (\$9.50), 6. V3-Ultraflex RFID Button with XL Panel Tag Set with TSU (\$8.00), 7. White Single RFID Button Tag (\$3.25), and 8. Allflex Pin (Red) (\$2.50).

4. Select the items you want to purchase by clicking **Add To Cart**. You can then select Quantity and whether you want to add your Herd Management Number to the tags.

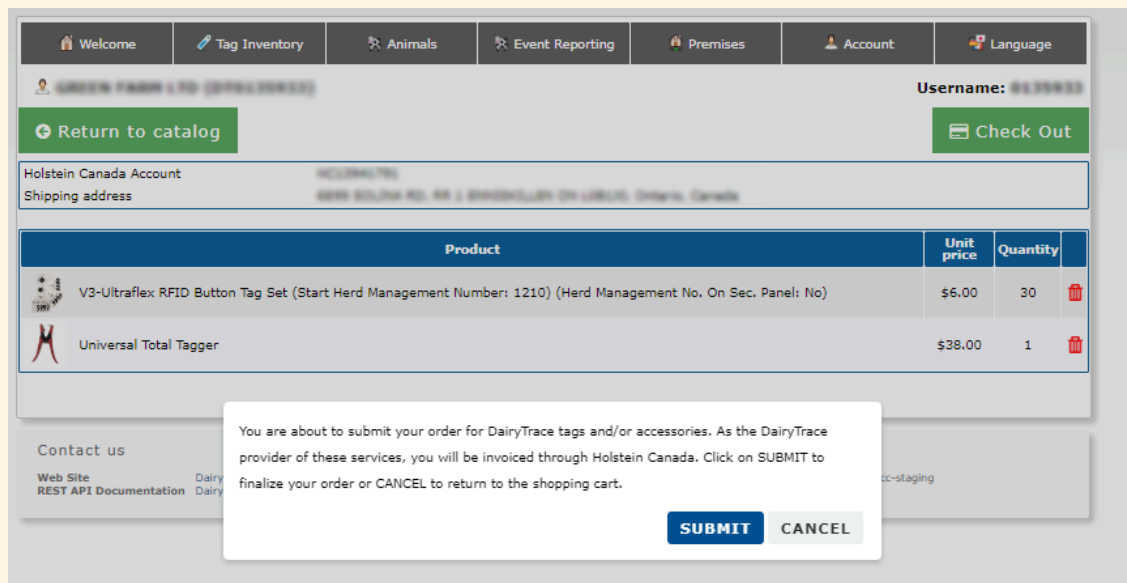
5. If you have ordered any tags that are reissued, you'll need to complete the information below. For reissued tags, enter the 8 digits following the 1240000 of the Official Identification number and the herd management number. Please select whether you require the primary RFID button tag or the secondary panel tag that needs to be replaced, along with the reason for replacement.

The screenshot shows the 'Tag Re-Issues' form. At the top, there is a navigation bar with a shopping cart icon and 'CART 0'. Below the navigation bar, there are five category buttons: 'All 14', 'Dual Tag Sets 6', 'Accessories 7', 'Single Button Tags 1', and 'Tag Re-Issues'. The form contains the following fields: 1. 'Official Id / Lifetime Number (Maximum 9 digits)' with a text input field. 2. 'Requested Herd Management Number' with a text input field. 3. 'Select Primary Tag To Replace Your RFID Button / RFID XL Panel' with a dropdown menu. 4. 'Select Secondary Tag To Replace Your Panel' with a dropdown menu. 5. 'Herd Management Number On Secondary Panel' with a dropdown menu. 6. 'Replacement Reason' with a dropdown menu. At the bottom of the form, there is an 'ADD TO CART' button.

6. You can view the items in your cart at any time. Click **Return to catalog** to order additional items or click the red trash can to clear items from your cart. If your order is complete, click **Check Out**.



7. You will then need to click **Submit** to finalize your order.



Note that because Holstein Canada is contracted by Lactanet for tag orders and customer service, invoices for tag orders will continue to be from Holstein Canada.

Remember, to ensure the appropriate authorization for tag ordering, you will first need to contact DairyTrace Customer Services to get set up!

DairyTrace Customer Services

Have questions or need help on the above topics? Please contact Customer Services at 1-866-558-7223 or by email at info@dairytrace.ca. For tag orders email tags@dairytrace.ca.





Try email marketing for free today!